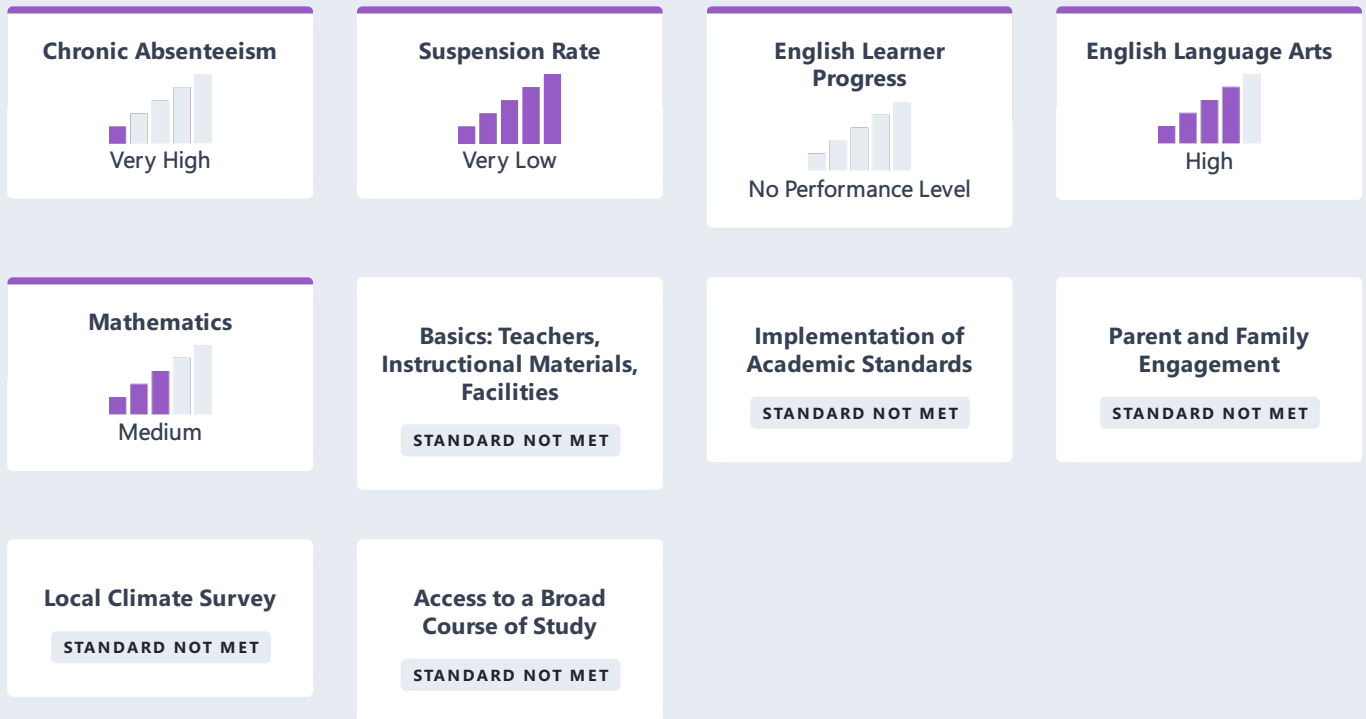


Ocean Charter

Explore the performance of Ocean Charter under California's Accountability System.

Due to the COVID-19 pandemic, state law allows the 2022 Dashboard to only display the most current year of data (also known as Status). For this year only, performance levels will be reported using one of five Status levels (ranging from Very High, High, Medium, Low, and Very Low) for state measures. Please note that the Status levels associated with the Chronic Absenteeism and Suspension Rate Indicators are reversed (ranging from Very Low, Low, Medium, High, and Very High). Information regarding this year's Dashboard data is available within the [Dashboard Communications Toolkit](#).



School Details

Optional Narrative Summary

Completed By Ocean Charter

Ocean Charter School addresses the California Common Core Standards through the mindful implementation of the Core Principles of Public Waldorf Education. Our curriculum is built on a foundation of creativity and self-confidence, and grows with the child to balance imagination, critical thinking and academic excellence. OCS serves students in TK - 8th grade.

<p>NAME</p> <p>Ocean Charter</p>	<p>ADDRESS</p> <p>12870 Panama Street Los Angeles, CA 90066-6506</p>	<p>WEBSITE</p> <p>http://oceancs.org</p>	<p>GRADES SERVED</p> <p>K-8</p>
---	---	--	--

<p>CHARTER</p>	<p>DASHBOARD</p>
-----------------------	-------------------------

Yes

ALTERNATIVE SCHOOLS
STATUS
No

OCEAN CHARTER

Student Population

Explore information about this school's student population.

Enrollment

547

Socioeconomically Disadvantaged

19.6%

English Learners

3.5%

Foster Youth

0%

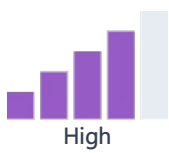
OCEAN CHARTER

Academic Performance

View Student Assessment Results and other aspects of school performance.

LEARN MORE

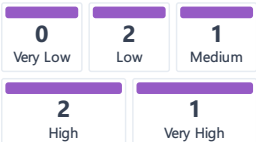
English Language Arts



33.7 points above standard

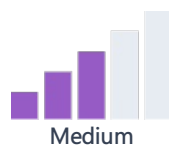
EQUITY REPORT

Number of Student Groups in Each Level



LEARN MORE

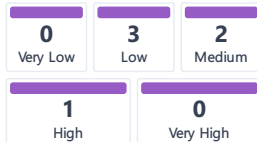
Mathematics



7.9 points below standard

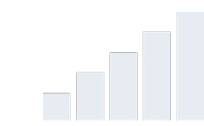
EQUITY REPORT

Number of Student Groups in Each Level



LEARN MORE

English Learner Progress



No Performance Level

63.2% making progress towards English language proficiency

Local Indicators

[LEARN MORE](#)

Implementation of Academic Standards

STANDARD NOT MET

OCEAN CHARTER

Academic Engagement

See information that shows how well schools are engaging students in their learning.

[LEARN MORE](#)

Chronic Absenteeism



41.3% chronically absent

EQUITY REPORT

Number of Student Groups in Each Level

6 Very High	0 High	0 Medium
0 Low	0 Very Low	

Local Indicators

[LEARN MORE](#)

Access to a Broad Course of Study

STANDARD NOT MET

OCEAN CHARTER

Conditions & Climate

View data related to how well schools are providing a healthy, safe and welcoming environment.

[LEARN MORE](#)

Suspension Rate



0% suspended at least one day

EQUITY REPORT

Number of Student Groups in Each Level

0 Very High	0 High	0 Medium
0 Low	6 Very Low	

Local Indicators

[LEARN MORE](#)

Basics: Teachers, Instructional Materials, Facilities

STANDARD NOT MET

[LEARN MORE](#)

Parent and Family Engagement

STANDARD NOT MET

[LEARN MORE](#)

Local Climate Survey

STANDARD NOT MET