

Ocean Charter

California Department of Education School Accountability Report Card Reported Using Data from the 2016-17 School Year

By February 1 of each year, every school in California is required by state law to publish a School Accountability Report Card (SARC). The SARC contains information about the condition and performance of each California public school. Under the Local Control Funding Formula (LCFF) all local educational agencies (LEAs) are required to prepare a Local Control and Accountability Plan (LCAP), which describes how they intend to meet annual school-specific goals for all pupils, with specific activities to address state and local priorities. Additionally, data reported in an LCAP is to be consistent with data reported in the SARC.

- For more information about SARC requirements, see the California Department of Education (CDE) SARC Web page at <http://www.cde.ca.gov/ta/ac/sa/>.
- For more information about the LCFF or LCAP, see the CDE LCFF Web page at <http://www.cde.ca.gov/fq/aa/lc/>.
- For additional information about the school, parents/guardians and community members should contact the school principal or the district office.


DataQuest

DataQuest is an online data tool located on the [CDE DataQuest Web page](#) that contains additional information about this school and comparisons of the school to the district and the county. Specifically, DataQuest is a dynamic system that provides reports for accountability (e.g., test data, enrollment, high school graduates, dropouts, course enrollments, staffing, and data regarding English learners).

Internet Access

Internet access is available at public libraries and other locations that are publicly accessible (e.g., the California State Library). Access to the Internet at libraries and public locations is generally provided on a first-come, first-served basis. Other use restrictions may include the hours of operation, the length of time that a workstation may be used (depending on availability), the types of software programs available on a workstation, and the ability to print documents.

Stephanie Edwards, Executive Director

 Principal, Ocean Charter

About Our School

Contact

Ocean Charter
12606 Culver Blvd.
Los Angeles, CA 90066-6506

Phone: 310-827-5511
E-mail: msedwards@oceanacs.org

About This School

Contact Information (School Year 2017-18)

District Contact Information (School Year 2017-18)	
District Name	Los Angeles Unified
Phone Number	(213) 241-1000
Superintendent	Michelle King
E-mail Address	michelle.king@lausd.net
Web Site	www.lausd.net

School Contact Information (School Year 2017-18)	
School Name	Ocean Charter
Street	12606 Culver Blvd.
City, State, Zip	Los Angeles, Ca, 90066-6506
Phone Number	310-827-5511
Principal	Stephanie Edwards, Executive Director
E-mail Address	msedwards@oceancs.org
Web Site	http://oceancs.org
County-District-School (CDS) Code	19647330102335

Last updated: 1/11/2018

School Description and Mission Statement (School Year 2017-18)

About Our School

Ocean Charter School is an independent public charter school, serving students in grades TK-8. Our program incorporates the Common Core Standards through a rigorous, arts-integrated Waldorf Educational program. OCS' 3rd charter renewal was approved unanimously by the LAUSD School Board on January 9, 2018. OCS is now in its 15th year of existence, and 14th year of operations. We are currently located on two campuses, a private, leased site in Del Rey and an LAUSD Prop 39 site in Westchester. OCS purchased a property in Del Rey and will be building a new facility to house TK-8th and the anticipated opening is 2020.

Vision

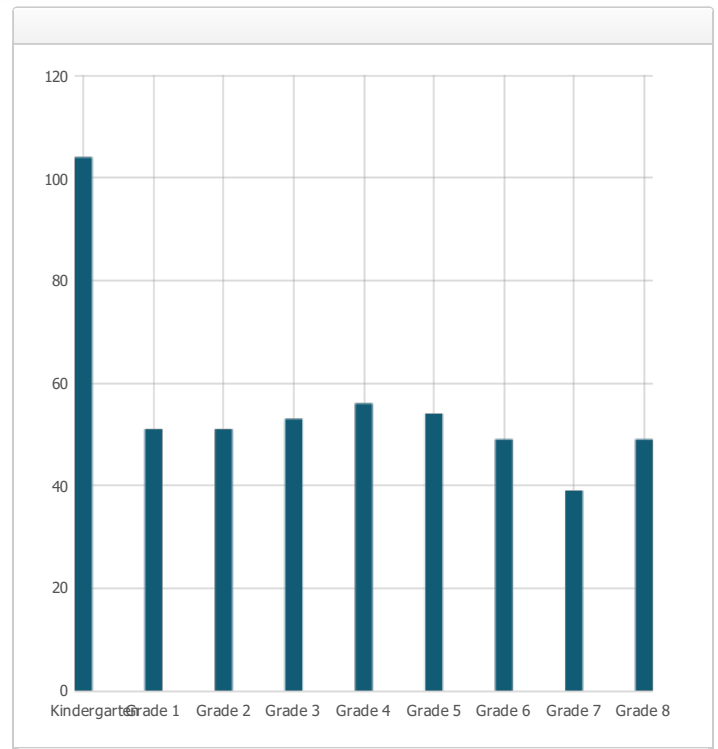
Ocean Charter School is a community of families and educators using innovative teaching methods to nurture and educate children in a multi-cultural, urban environment. We are committed to achieving academic excellence through experiential learning and to enhancing the growth of curiosity and imagination through the rigorous practice of an arts integrated curriculum. This approach addresses the whole child, promoting the development of healthy, responsible, and creative human beings. Our graduates will have the vision, desire and skill to live meaningful lives, balance technology and humanity, and create a sustainable future.

Mission

Ocean Charter School addresses the Common Core Standards through the mindful implementation of Waldorf Education. Our curriculum is built on a foundation of creativity and self-confidence, and grows with the child to balance imagination, critical thinking and academic excellence. This foundation, combined with a focus on ecological and social responsibility, nurtures a sense of delight and wonder about the world, as well as respect for nature and humanity. Our goal is to graduate students who will positively shape our culture, rather than merely reflecting it. Our curriculum is designed to empower each student with the knowledge that she or he matters as an individual and shapes not only her or his own life, but, ultimately, our shared future.

Student Enrollment by Grade Level (School Year 2016-17)

Grade Level	Number of Students
Kindergarten	104
Grade 1	51
Grade 2	51
Grade 3	53
Grade 4	56
Grade 5	54
Grade 6	49
Grade 7	39
Grade 8	49
Total Enrollment	506



Last updated: 1/24/2018

Student Enrollment by Student Group (School Year 2016-17)

Student Group	Percent of Total Enrollment
Black or African American	4.5 %
American Indian or Alaska Native	0.0 %
Asian	4.5 %
Filipino	0.2 %
Hispanic or Latino	22.5 %
Native Hawaiian or Pacific Islander	0.0 %
White	53.8 %
Two or More Races	14.4 %
Other	0.1 %
Student Group (Other)	Percent of Total Enrollment
Socioeconomically Disadvantaged	17.8 %
English Learners	4.3 %
Students with Disabilities	12.6 %
Foster Youth	0.0 %

Last updated: 1/24/2018

A. Conditions of Learning

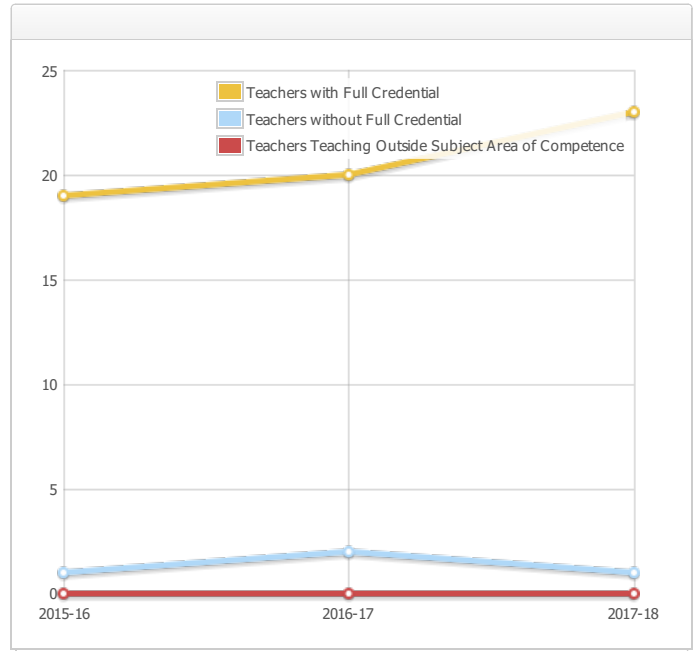
State Priority: Basic

The SARC provides the following information relevant to the State priority: Basic (Priority 1):

- Degree to which teachers are appropriately assigned and fully credentialed in the subject area and for the pupils they are teaching;
- Pupils have access to standards-aligned instructional materials; and
- School facilities are maintained in good repair

Teacher Credentials

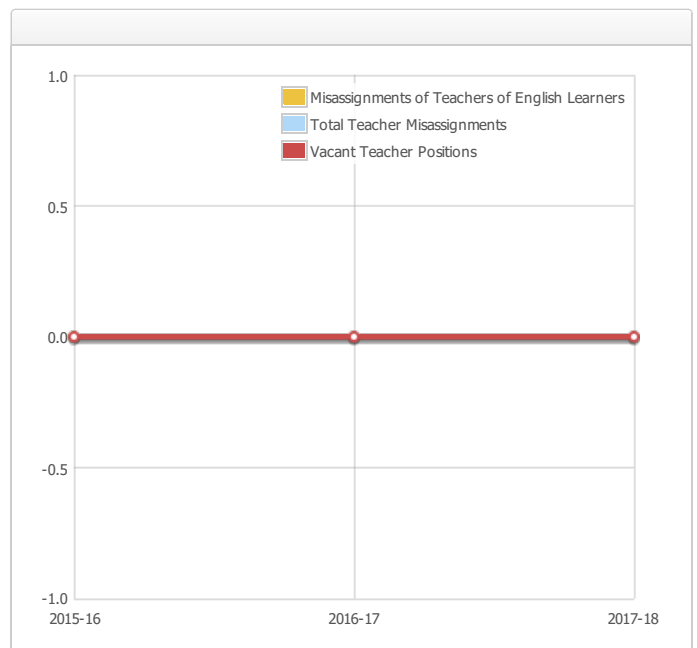
Teachers	School			District
	2015-16	2016-17	2017-18	2017-18
With Full Credential	19	20	23	21842
Without Full Credential	1	2	1	866
Teachers Teaching Outside Subject Area of Competence (with full credential)	0	0	0	2830



Last updated: 2/1/2018

Teacher Misassignments and Vacant Teacher Positions

Indicator	2015-16	2016-17	2017-18
Misassignments of Teachers of English Learners	0	0	0
Total Teacher Misassignments*	0	0	0
Vacant Teacher Positions	0	0	0



Note: "Misassignments" refers to the number of positions filled by teachers who lack legal authorization to teach that grade level, subject area, student group, etc.

* Total Teacher Misassignments includes the number of Misassignments of Teachers of English Learners.

Last updated: 1/25/2018

Quality, Currency, Availability of Textbooks and Instructional Materials (School Year 2017-18)

Year and month in which the data were collected: January 2017

Subject	Textbooks and Instructional Materials/year of Adoption	From Most Recent Adoption?	Percent Students Lacking Own Assigned Copy
Reading/Language Arts	<p>Adventures of Huckelberry FinnMark Twain308R/LAAdventures of Huckelberry Finn - Teacher's Guide1R/LAAdventures With the Giants4R/LAAlchemistPaulo Coelho307R/LAAlchemist - Student PacketNovel Units17R/LAAlchemist - Teacher GuideNovel Units17R/LAAnimal Farm George Orwell308R/LAAnimal Farm - Teacher Guide1R/LAAnimal Farm - The PlayPeter Hall1R/LAAnne Frank, The Diary of a Young Girl308R/LAAnne Frank, The Diary of a Young Girl - CD1R/LAAnne Frank, The Diary of a Young Girl - Teacher's Guide1R/LAArkadians, TheLloyd Alexander14R/LAAt the Crossing PlacesR/LAAudience for Einstein, AnMark Wakely98R/LABecause of Winn-DixieKate DiCamillo31R/LABecause of Winn-Dixie CD1R/LABirchbark House, TheLouise Erdrich223-4R/LABoon IslandKenneth Roberts268R/LABoy with the Bronze Axe, TheKathleen Fidler314R/LABridge to Terabithia Katherine Paterson345R/LABridge to Terabithia - CD15R/LABridge to Terabithia - Teacher's GuideNovel Units15R/LABronze Bow, TheElizabeth George Speare356R/LABronze Bow, The (CD-Rom)16R/LABY The Great Horn SpoonSid Fleischman404R/LACandideVoltaire238R/LACandide - Teacher Guide18R/LACaptain's Dog, TheRoland Smith305R/LAChains318R/LAChains - Teacher Guide18R/LAChasing Vermeer6R/LAChristmas Carol - CD1R/LAChristmas Carol, ACharles Dickens30R/LA Clara Rides the Rancho64R/LA Clara Rounds Cape Horn64R/LAComedy of ErrorsShakespeare248R/LAComedy of Errors - 30-Minute Shakespeare1R/LAComedy of Errors - CDSShakespeare18R/LAComedy of Errors - Sparks Notes1R/LADictionary, Merriam Webster30R/LADictionary, Merriam Webster School107R/LADictionary, Scholastic Children's364-5R/LADictionary, Webster's College20R/LADictionary, Webster's For Students (Small Red)48R/LADictionary, Webster's New4R/LADinosaurs Before DarkMary Pope Osborne104R/LADoor In the Wall, TheMarguerite De Angeli5R/LADragonwingsLaurence Yep317R/LAEarly Reading Comprehension in Varied Subject MatterJane Ervin1R/LAEgypt GameZipha Keatley Snyder305R/LAEinstein's Who What and Where4-51R/LAEinstein's Who What and Where - Teacher GuideCarol Einstein4-51R/LAElectric UniverseDavid Bondanis127R/LAEpic of GilgameshAnonymous305R/LAEvery Soul a Star287R/LAFinding MiraclesJulia Alvarez210R/LAFrankensteynMary Shelley198R/LAGeorge's Secret Key to the UniverseStephen Hawking306R/LAGirl of KosovoAlice Mead9R/LAGiver, TheLois Lowry347R/LAGiver, The - CD17R/LAGiver, The - Teacher Guide17R/LAGO Ask AliceAnonymous308R/LAGolden Fleece, ThePadraic Colum22R/LAGolden Goblet, TheEloise Jarvis, McGraw375R/LAHatchetGary Paulsen345R/LAHatchet - CD15R/LAHomecomingCynthia Voigt307R/LAHomecoming - Teacher GuideCynthia Voigt17R/LAI, Juan de ParejaElizabeth Barton de Trevino327R/LAIlliad for Boys and Girls1R/LAIlliad for Homer1R/LAIron Dragon Never Sleeps, The205R/LAIron Ring, The30R/LAIsland of the Blue Dolphins384R/LAIsland of the Blue Dolphins - CD14R/LAIsland of the Blue Dolphins - Teacher Guide14R/LAJason and the ArgonautsNeil Smith305R/LAJoan of ArcNancy Wilson Ross127R/LAJoan of Arc, Personal Recollections ofMark Twain167R/LAJohnny TremainEsther Forbes338R/LAJohnny Tremain - CD-RomEsther Forbes18R/LAJohnny Tremain - Teacher Resource28R/LAJungle Book, The345R/LAKalevalaElias Lonnrot14R/LAKidnappedRobert Louis Stevenson17R/LAKindness: A Treasury of Buddhist WisdomSarah ConoverR/LAKing of the Middle March - Arthur Book 3Kevin Crossley-Holland 10R/LALanguage Connection, Book 2Bison Wise1R/LALittle Prince, TheAntoine de Saint-Exupery536R/LALive Education - English Literature & Creative Writing1R/LALongitudeDava Sorbel5R/LAManga Skakespeare: The Tempest1R/LAMotel of the MysteriesDavid Macaulay21R/LAMr. TucketGary Paulsen4R/LAMy Life With The ChimpanzeesJane Goodall364R/LAMy Side of the Mountain Jean Craighead George303-4R/LANorse MythologyCharles Kovacs2R/LANumber the StarsLois Lowry17R/LAOdd & the Frost Giants Neil Gaiman314R/LAOdd Girl OutRachel Simmons26R/LAOdyssey for Boys and Girls, TheAlfred Church1R/LAOf Mice and MenJohn Steinbeck308R/LAOf Mice and Men - CD18R/LAOf Mice and Men - Teacher Manual18R/LAOld YellerFred Gipson44R/LAOliver TwistCharles Dickens298R/LAOpen Court Reading, Grade 5Anne McKeough255R/LAOther Side of Truth, TheBeverly Naidoo19R/LAOutsider, The - CD1R/LAOutsiders, The30R/LAPasqualeGail Faber & Michele Lasagna324R/LAPeter and the StarcatchersDave Barr & Ridley Pearson6R/LAPhantom Tollbooth, TheNorton Juster324-6R/LAPhantom Tollbooth, The - CD1R/LAPhantom Tollbooth, The - Teacher GuideNorton Juster24-6R/LAPoems and Speech Exercises: Grades 5&6John Miles5-6R/LAPoems and Speech Exercises: Grades 7&8John Miles7-8R/LAPoetry and Meaning of Fairy Tales, TheRudolf Steiner1R/LAPoisonwood Bible, TheBarbara Kingsolver 218R/LAPoisonwood Bible, The - CD18R/LAPoisonwood Bible, The - Teacher's Guide18R/LAProud Taste for Scarlet and Miniver, AE.L. Konigsburg447R/LARed Badge of Courage, TheStephen Crane48R/LARidgewood Grammar II1R/LARip Van Winkle and Other StoriesWashington Irving19R/LARoll of Thunder, Hear My CryMildred Taylor307R/LARoll of Thunder, Hear My Cry - CD17R/LARoll of Thunder, Hear My Cry - Teacher Guide17R/LARomeo & Juliet William Shakespeare317R/LARudolph Steiner's Curriculum for Waldorf SchoolsKarl Stockmeyer1R/LASadako and the Thousand Paper CranesEleanor Coerr26R/LASaga of Erik the Viking, TheTerry Jones304R/LASame Stuff as Stars, TheKatherine Paterson336R/LASame Stuff as Stars, The - Teacher Guide1R/LAScarlet Pimpernel, TheBaroness Orczy228R/LASea of Trolls, TheNancy Farmer244-6R/LASecond Mrs. Gionconda, TheE.L. Konigsburg307R/LASecret Book of Grazia dei Rossi, TheJacqueline Park287R/LASeeing Stone, The: Arthur Book 1Kevin Crossley-Holland4R/LASeven Daughters and Seven SonsBarbara Cohen & Bahija Lovejoy7R/LAShadow Spinner, TheSusan Fletcher21R/LAShakespeare Stealer, TheGary Blackwood307R/LAShakespeare Stealer, The - Teacher Guide17R/LASign of the BeaverElizabeth George Speare35R/LASign of the Beaver - CD1R/LASilas MamerGeorge Elliot13R/LASong of Hiawatha, TheHenry Wadsworth Longfellow27R/LASpellwell Book CNancy Hall14R/LASpellwell Book CcNancy Hall14R/LASring, Straightedge, & ShadowJulia E. Diggins316R/LATargeted Reading Kit5R/LATEmpest, TheWilliam Shakespeare1R/LATherapeutic StorytellingSusan Perrow1R/LAThesaurus for Students, Webster's16R/LAThesaurus, New World2R/LAThesaurus, Webster's School6R/LATO Kill a MockingbirdHarper Lee318R/LAToothpaste MillionaireJean Merrill306R/LATree GirlT.A. Barron5R/LATrue Confessions of Charlotte Doyle, TheAvi9R/LATuck EverlastingNatalie Babbitt315R/LATuck Everlasting - CD1R/LAViking AdventureClyde Robert Bulla284R/LAWhat Animals Say to Eachother: 30 Nature Fables in RhymeJakob StreitR/LAWhere the Mountain Meets the MoonGrace Lin233-4R/LAWind in the Door, AMadeline L'Engle336R/LAWish Wonder Surprise Reader1R/LAWorldly Wise 3000 Book 41R/LAWorldly Wise1R/LAWrinkle in Time, AMadeleine L' Engle395R/LAWrinkle in Time, A - Teacher</p>	Yes	0.0 %

Mathematics

0.0 %

50 Problem Solving Lessons, Grades 1-6 Marilyn Burns 1-6 Alvin 12" Transparent Triangles - Class Set of 18 186-8 Alvin 18" Ruler - Class Set of 30 306-8 California Algebra - Teacher's Guide Set 28 California Algebra 1 Bellman 608 California Grade 6 Math Charles Randall 606 California Grade 6 Math - Teacher's Guide Set 26 California Pre-Algebra Charles Randall 617 California Pre-Algebra - Teacher's Guide Set 27 Common Core Math Workouts Karice Mace 16 Common Core Standards Practice Workbook Grade 4 - Teacher's Guide 24 Common Core Standards Practice Workbook Grade 5 - Teacher's Guide 25 Connected Mathematics 3, Grade 6 6606 Connected Mathematics 3, Grade 6 - Manipulatives Kit 26 Connected Mathematics 3, Grade 6 - Teacher's Guides 2 Connected Mathematics 3, Grade 7 607 Connected Mathematics 3, Grade 7 - Manipulatives Kit 27 Connected Mathematics 3, Grade 7 - Teacher's Guides 2 Connected Mathematics 3, Grade 8 608 Connected Mathematics 3, Grade 8 - Manipulatives Kit 28 Connected Mathematics 3, Grade 8 - Teacher's Guides 2

66-80 Oak Meadow Math 52 Oak Meadow Math 63 Oak Meadow Math 73 Oak Meadow Teacher's Manual 1 Waldorf Approach to Arithmetic Hermann Baravalle 2.

enVision Math Across Grades 3-6 DVD 2015

enVision Math Across Grades: Content Development 2015

enVision Math Common Core Grade 3 Scott Foresman Wesley 2015

enVision Math Common Core Grade 3 - Manipulatives Kit 2015

enVision Math Common Core Grade 3 - Teacher's Resource Kit 2015

enVision Math Common Core Grade 4 2015

enVision Math Common Core Grade 4 - Manipulatives Kit 2015

enVision Math Common Core Grade 4 - Teacher's Resource Kit 2015

enVision Math Common Core Grade 5 2015

enVision Math Common Core Grade 5 - Manipulatives Kit 2015

enVision Math Common Core Grade 5 - Teacher's Resource Kit 2015

Key to Algebra - Teaching Guides Julie King 2005

Key to Decimals - Teaching Guides Spreck Rosekraus 2005

Key to Fractions - Teaching Guides Steven Rassmussen 2005

Key to Geometry - Teaching Guides Newton Hawley 2005

Key to Measurement - Teaching Guides Betsy Franco 2005

Key to Metric Measurement - Teaching Guides Betsy Franco 2005

Key to Percents - Teaching Guides Steven Rassmussen 2005

Making Math Meaningful - Fun with Puzzles Jamie York 2012

Making Math Meaningful - Grade 6 - Teacher Edition Jamie York 2012

Making Math Meaningful - Grade 6 - Workbook Jamie York 2012

Making Math Meaningful - Grade 7 - Teacher Edition Jamie York 2012

Making Math Meaningful - Grade 7 - Workbook Jamie York 2012

Making Math Meaningful - Grade 8 - Teacher Guide Jamie York 2012

Making Math Meaningful - Grade 8 - Workbook Jamie York 2012

Making Math Meaningful - Grades 1-5 Jamie York 2012

Making Math Meaningful - Middle School Jamie York 2012

California Algebra 1 Bellman 2009

California Algebra 1 - Teacher Guide Set 2009

California Grade 6 Math Charles Randall 2008

California Grade 6 Math - Teacher's Guide Set 2008

California Pre-Algebra - Teacher's Guide Set 2009

CMP3 Math textbooks 6th -8th were on the approved list when purchased. These materials are being used now in conjunction with current standards-aligned online math materials from Khan Academy and CAASPP.

Science	<p>4th Grade Animal Curriculum Basket Animals and Their Destiny Karl Konig Animals: An Imaginative Zoology Karl Konig Chemistry: For Waldorf Middle Schools Grades 7&8 Eugene Schwartz Introduction to Physics in the Waldorf Schools Hermann von Baravalle Live Education - Astronomy Bruce Bishcof Live Education - Botany Bruce Bishcof Living World of Plants, The Gerbert Grohmann Mountains of California John Muir Path of Discovery Eric Fairman Physics is Fun Roberto Trostli Physics the Waldorf Way, Grade 6 Roberto Trostli Physics the Waldorf Way, Grade 7 Roberto Trostli Physics the Waldorf Way, Grade 8 Roberto Trostli Physics: For Waldorf Middle School Robert Sonner Oak Meadow Learning Guide - Environmental Science</p>	Yes	0.0 %
History-Social Science	<p>Farewell To Manzanar Jeanne Wakatsuki Houston Age of Revolution: Waldorf Education Resources Charles Kovacs Amplify Unit: The Renaissance (3 Books) Amplify Unit: The Reformation (3 Books) Oak Meadow: Ancient Civilizations and English Ancient Rome Charles Kovacs Ancient Mythologies: India, Persia, Babylon, Egypt David Newbatt Biographies for 8th Grade History Susan Cook Buddhist Animal Wisdom Stories Cross of Thorns Elias Castillo D'Auliere's Book of Greek Myths - Guide Empires in the Middle Ages - Part 1&2 - Activity Book Empires in the Middle Ages - Part 1&2 - Teacher Guide Folktales from India A.K. Ramanujan Gilgamesh Good Masters, Sweet Ladies Amy Laura Schlitz Lest We Forget Velma Maia Thomas Oak Meadow - Civics Rabble in Arms Kenneth Roberts Red Moon, Black Mountain Joy Chant</p>		0.0 %
Foreign Language	Farewell To Manzanar	Yes	0.0 %
Health	<p>Human Development Curriculum - Grade 1</p> <p>Human Development Curriculum - Grade 2</p> <p>Human Development Curriculum - Grade 3</p> <p>Human Development Curriculum - Grade 4</p> <p>Human Development Curriculum - Grade 5</p> <p>Human Development Curriculum - Grade 6</p> <p>Human Development Curriculum - Grade 7</p> <p>Human Development Curriculum - Grade 8</p> <p>Human Development Curriculum - Kindergarten</p>	No	0.0 %

Human Fertility

Visual and Performing Arts	You Deserve to Sing Eva Cranston	No	0.0 %
	Essential Elements for Strings - Cello Book		
	Essential Elements for Strings - Cello Book		
	Essential Elements for Strings - Violin Book		
	Essential Elements for Strings - Violin Book 2		
	Dancing Through School - CD - Volume 1 & 2		
	Chimes of Dunkirk		
	Chimes of Dunkirk - CD		
	Art of Teaching Art to Children		
Science Lab Eqpmt (Grades 9-12)	N/A	N/A	0.0 %

Note: Cells with N/A values do not require data.

Last updated: 2/1/2018

School Facility Conditions and Planned Improvements

Ocean Charter School is located on two campuses, TK-3rd grade students on a private church facility and 4th – 8th grade students at the Westchester Enriched Sciences Magnets, a Prop 39, district site.

OCS provides all maintenance, including the plumbing, electrical, landscaping, gardens, and grounds at the private church site. The safety of our students and employees is a priority and as a result, OCS maintains security cameras, buzzer gates, and raised, screened fencing around the perimeter of property. In addition, OCS maintains the playground equipment and regularly adds wood chips to ensure a safe outdoor environment.

At the district Prop 39 campus, parents and staff continue to work in collaboration to beautify the portable classrooms. Live, drought tolerant trees and plants are maintained by students and parent volunteers.

Last updated: 1/25/2018

School Facility Good Repair Status

Year and month of the most recent FIT report: January 2018

System Inspected	Rating	Repair Needed and Action Taken or Planned
Systems: Gas Leaks, Mechanical/HVAC, Sewer	Fair	
Interior: Interior Surfaces	Fair	
Cleanliness: Overall Cleanliness, Pest/Vermin Infestation	Fair	
Electrical: Electrical	Fair	
Restrooms/Fountains: Restrooms, Sinks/Fountains	Fair	
Safety: Fire Safety, Hazardous Materials	Fair	
Structural: Structural Damage, Roofs	Fair	
External: Playground/School Grounds, Windows/Doors/Gates/Fences	Fair	

Overall Facility Rate

Year and month of the most recent FIT report: January 2018

Overall Rating	Fair
----------------	------

Last updated: 1/29/2018

B. Pupil Outcomes

State Priority: Pupil Achievement

The SARC provides the following information relevant to the State priority: Pupil Achievement (Priority 4):

- **Statewide assessments** (i.e., California Assessment of Student Performance and Progress [CAASPP] System, which includes the Smarter Balanced Summative Assessments for students in the general education population and the California Alternate Assessments [CAAs] for English language arts/literacy [ELA] and mathematics given in grades three through eight and grade eleven. Only eligible students may participate in the administration of the CAAs. CAAs items are aligned with alternate achievement standards, which are linked with the Common Core State Standards [CCSS] for students with the most significant cognitive disabilities); and
- The percentage of students who have successfully completed courses that satisfy the requirements for entrance to the University of California and the California State University, or career technical education sequences or programs of study.

CAASPP Test Results in ELA and Mathematics for All Students

Grades Three through Eight and Grade Eleven (School Year 2016-17)

Subject	Percentage of Students Meeting or Exceeding the State Standards					
	School		District		State	
	2015-16	2016-17	2015-16	2016-17	2015-16	2016-17
English Language Arts / Literacy (grades 3-8 and 11)	67%	68%	39%	40%	48%	48%
Mathematics (grades 3-8 and 11)	58%	57%	29%	30%	36%	37%

Note: Percentages are not calculated when the number of students tested is ten or less, either because the number of students in this category is too small for statistical accuracy or to protect student privacy.

Last updated: 1/11/2018

CAASPP Test Results in ELA by Student Group**Grades Three through Eight and Grade Eleven (School Year 2016-17)**

Student Group	Total Enrollment	Number Tested	Percent Tested	Percent Met or Exceeded
All Students	304	293	96.38%	67.92%
Male	159	153	96.23%	64.05%
Female	145	140	96.55%	72.14%
Black or African American	18	15	83.33%	46.67%
American Indian or Alaska Native				
Asian	15	15	100.00%	80.00%
Filipino				
Hispanic or Latino	69	66	95.65%	56.06%
Native Hawaiian or Pacific Islander				
White	147	144	97.96%	72.22%
Two or More Races	54	53	98.15%	73.58%
Socioeconomically Disadvantaged	56	54	96.43%	50.00%
English Learners	30	28	93.33%	50.00%
Students with Disabilities	58	52	89.66%	40.38%
Students Receiving Migrant Education Services				
Foster Youth				

Note: ELA test results include the Smarter Balanced Summative Assessment and the CAA. The "Percent Met or Exceeded" is calculated by taking the total number of students who met or exceeded the standard on the Smarter Balanced Summative Assessment plus the total number of students who met the standard (i.e., achieved Level 3--Alternate) on the CAAs divided by the total number of students who participated in both assessments.

Note: Double dashes (--) appear in the table when the number of students is ten or less, either because the number of students in this category is too small for statistical accuracy or to protect student privacy.

Note: The number of students tested includes all students who participated in the test whether they received a score or not; however, the number of students tested is not the number that was used to calculate the achievement level percentages. The achievement level percentages are calculated using only students who received scores.

Last updated: 1/11/2018

CAASPP Test Results in Mathematics by Student Group**Grades Three through Eight and Grade Eleven (School Year 2016-17)**

Student Group	Total Enrollment	Number Tested	Percent Tested	Percent Met or Exceeded
All Students	304	292	96.05%	56.51%
Male	159	152	95.60%	55.92%
Female	145	140	96.55%	57.14%
Black or African American	18	15	83.33%	40.00%
American Indian or Alaska Native				
Asian	15	15	100.00%	60.00%
Filipino				
Hispanic or Latino	69	66	95.65%	39.39%
Native Hawaiian or Pacific Islander				
White	147	143	97.28%	64.34%
Two or More Races	54	53	98.15%	60.38%
Socioeconomically Disadvantaged	56	54	96.43%	33.33%
English Learners	30	28	93.33%	57.14%
Students with Disabilities	58	51	87.93%	27.45%
Students Receiving Migrant Education Services				
Foster Youth				

Note: Mathematics test results include the Smarter Balanced Summative Assessment and the CAA. The "Percent Met or Exceeded" is calculated by taking the total number of students who met or exceeded the standard on the Smarter Balanced Summative Assessment plus the total number of students who met the standard (i.e., achieved Level 3--Alternate) on the CAAs divided by the total number of students who participated in both assessments.

Note: Double dashes (--) appear in the table when the number of students is ten or less, either because the number of students in this category is too small for statistical accuracy or to protect student privacy.

Note: The number of students tested includes all students who participated in the test whether they received a score or not; however, the number of students tested is not the number that was used to calculate the achievement level percentages. The achievement level percentages are calculated using only students who received scores.

Last updated: 1/11/2018

CAASPP Test Results in Science for All Students**Grades Five, Eight and Ten**

Subject	Percentage of Students Scoring at Proficient or Advanced					
	School		District		State	
	2014-15	2015-16	2014-15	2015-16	2014-15	2015-16
Science (grades 5, 8, and 10)	63.0%	69.0%	46.0%	46.0%	56%	54%

Note: Science test results include California Standards Tests (CSTs), California Modified Assessment (CMA), and California Alternate Performance Assessment (CAPA) in grades five, eight, and ten.

Note: Scores are not shown when the number of students tested is ten or less, either because the number of students in this category is too small for statistical accuracy or to protect student privacy.

Note: The 2016-17 data are not available. The California Department of Education is developing a new science assessment based on the Next Generation Science Standards for California Public Schools (CA NGSS). The new California Science Test (CAST) was piloted in spring 2017. The CST and CMA for Science will no longer be administered.

Last updated: 1/11/2018

State Priority: Other Pupil Outcomes

The SARC provides the following information relevant to the State priority: Other Pupil Outcomes (Priority 8):

- Pupil outcomes in the subject area of physical education

California Physical Fitness Test Results (School Year 2016-17)

Grade Level	Percentage of Students Meeting Fitness Standards		
	Four of Six Fitness Standards	Five of Six Fitness Standards	Six of Six Fitness Standards
5	17.0%	30.2%	41.5%
7	30.8%	30.8%	12.8%

Note: Percentages are not calculated when the number of students tested is ten or less, either because the number of students in this category is too small for statistical accuracy or to protect student privacy.

Last updated: 1/11/2018

C. Engagement

State Priority: Parental Involvement

The SARC provides the following information relevant to the State priority: Parental Involvement (Priority 3):

- Efforts the school district makes to seek parent input in making decisions for the school district and each schoolsite

Opportunities for Parental Involvement (School Year 2017-18)

Parent Involvement

Parent input and perspective is built into the OCS governance structure through elected and appointed seats on the Board of Trustees and is further channeled through parent seats on Board standing committees including Finance and Governance and the OCS All Community Group (ACG) and the Diversity and Equity Committee. In addition, OCS parents and community members are invited to address the Board of Trustees during "Open Forum," an opportunity for public comment on any topic of interest. Members of the public may also comment on any item on the agenda. This open invitation to address the Board encourages parental involvement in school decision-making processes by actively seeking community input on policy and other matters before the Board.

Ocean Charter School All-Community Group Meetings

The OCS All-Community Group (ACG) regularly meets as a collaboration of OCS parents, teachers, and community members to fulfill the mission and vision of the Charter School. ACG meetings are open to anyone who has an interest in Ocean Charter School. A strong collaboration is at the heart of Ocean Charter School

The unifying goals of the All Community Group meetings are to:

Inform: Facilitate open communication within the entire OCS community through updates, announcements, and curriculum education from our teachers, committees, staff members, and guest speakers. ACG is a forum by which OCS communicates with the community regarding our public Waldorf educational program.

Motivate: Encourage community participation in school activities, including festivals, celebrations, events, fundraisers, site beautification days, and gardening.

Unite: Bring together parents, faculty, staff, and Board. The collaborative efforts of the ACG help Ocean Charter School realize its mission of offering an arts-integrated, experiential curriculum within a safe, beautiful, and successful environment. ACG is the forum where OCS consults with all stakeholders (parents, teachers, staff, and administrators) to develop its LCAP and present an annual update.

Two or three individuals are elected by a community-wide vote to jointly direct the ACG's activities, which typically involve monthly meetings open to the entire community. One of the elected ACG "Governors" serves as an ex officio member of the Board of Trustees. The purpose of this overlap is to provide a link between the larger community and the Board.

Parent Participation

Parent participation enhances our program at Ocean Charter School. Parents and guardians are involved in every aspect of the school helping to ensure that their children's education is as rich as possible. They serve as members of the Board of Trustees, chairs and participants of the committees, and volunteers in community-building festivals and fundraisers.

Opportunities to volunteer are plentiful. Participating in a weekend clean up or building project, volunteering as a school librarian or helping maintain our gardens and landscaping are just a few examples of the myriad of ways to volunteer.

We believe that it is very important for parents of OCS students to be active participants in their child's education and the life of the school. To complete this goal, we encourage all families to follow the following principles of parent participation:

Parents/Guardians are encouraged to:

Volunteer in school activities.

Attend annual parent-teacher conferences, scheduled Student Success Team meetings, and at least two All Community Group meetings.

Drop off and pick up their child on time.

Eliminate their child's contact with electronic media, such as television, videos, video games, computers and movies during the school week.

· Avoid unnecessary absences for their children.

· Dress their child comfortably for the weather, suitably for active school life, and appropriately for the classroom (please see dress code).

Parents are also encouraged to attend class plays, school festivals and parent evenings.

State Priority: Pupil Engagement

Last updated: 2/1/2018

The SARC provides the following information relevant to the State priority: Pupil Engagement (Priority 5):

- High school dropout rates; and
- High school graduation rates

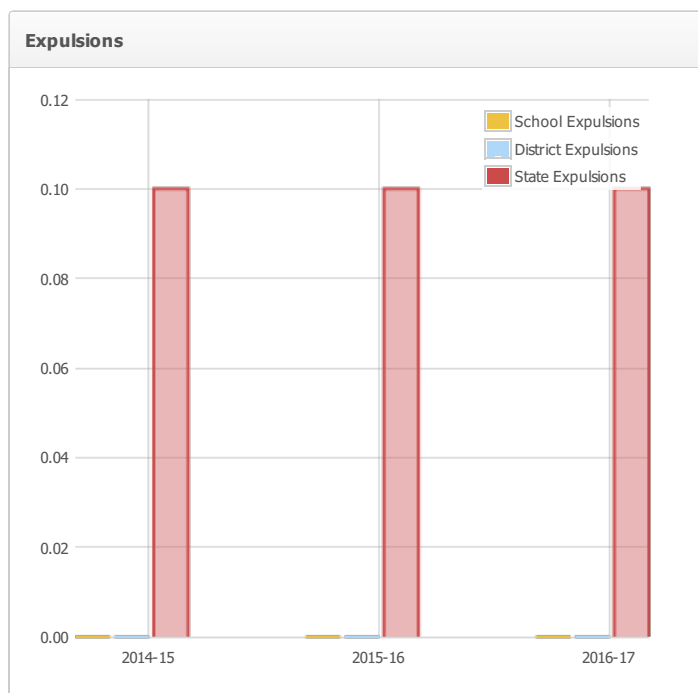
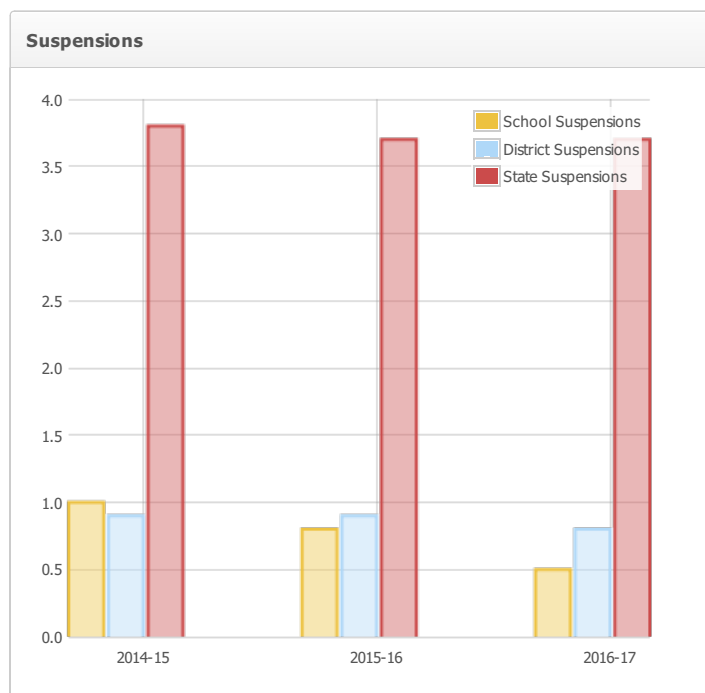
State Priority: School Climate

The SARC provides the following information relevant to the State priority: School Climate (Priority 6):

- Pupil suspension rates;
- Pupil expulsion rates; and
- Other local measures on the sense of safety

Suspensions and Expulsions

Rate	School			District			State		
	2014-15	2015-16	2016-17	2014-15	2015-16	2016-17	2014-15	2015-16	2016-17
Suspensions	1.0%	0.8%	0.5%	0.9%	0.9%	0.8%	3.8%	3.7%	3.7%
Expulsions	0.0%	0.0%	0.0%	0.0%	0.0%	0.0%	0.1%	0.1%	0.1%



Last updated: 1/11/2018

School Safety Plan (School Year 2017-18)

OCS has a comprehensive safety plan to ensure the health and safety of our students and staff. The plan is available at the school site and contains the following:

Emergency Preparedness

Safe Evacuation Plan

Health, Safety and Emergency Plan regarding Infectious Disease Prevention.

The Ocean Charter School Safety Plan ensures the health and safety of students and staff on the campuses as required by E.C. Section 47605 (b)(5)(F) and is kept on file in the school office for review. OCS staff members are trained annually on the safety procedures outlined in the plan.

OCS students and staff participate in regularly scheduled fire, earthquake and lock-down emergency drills.

Last updated: 2/1/2018

D. Other SARC Information

The information in this section is required to be in the SARC but is not included in the state priorities for LCFF.

Federal Intervention Program (School Year 2017-18)

Indicator	School	District
Program Improvement Status	Not in PI	In PI
First Year of Program Improvement		2004-2005
Year in Program Improvement		Year 3
Number of Schools Currently in Program Improvement	N/A	642
Percent of Schools Currently in Program Improvement	N/A	69.0%

Last updated: 1/25/2018

Average Class Size and Class Size Distribution (Elementary)

Grade Level	2014-15				2015-16				2016-17			
	Average Class Size	Number of Classes *			Average Class Size	Number of Classes *			Average Class Size	Number of Classes *		
		1-20	21-32	33+		1-20	21-32	33+		1-20	21-32	33+
K	26.0	0	3	0	24.0	0	3	0	26.0	0	4	0
1	27.0	0	2	0	24.0	0	2	0	25.0	0	1	0
2	30.0	0	2	0	28.0	0	2	0	25.0	0	2	0
3	28.0	0	2	0	28.0	0	2	0	27.0	0	2	0
4	25.0	0	2	0	28.0	0	2	0	28.0	0	2	0
5	29.0	0	2	0	26.0	0	2	0	27.0	0	2	0
6	25.0	0	2	0	22.0	1	1	0	24.0	0	4	0
Other	0.0	0	0	0	0.0	0	0	0	25.0	0	1	0

* Number of classes indicates how many classes fall into each size category (a range of total students per class).

Last updated: 1/25/2018

Average Class Size and Class Size Distribution (Secondary)

Subject	2014-15				2015-16				2016-17			
	Average Class Size	Number of Classes *			Average Class Size	Number of Classes *			Average Class Size	Number of Classes *		
		1-22	23-32	33+		1-22	23-32	33+		1-22	23-32	33+
English	18.0	3	0	0	22.0	3	0	0	22.0	2	2	0
Mathematics	18.0	3	0	0	22.0	3	0	0	22.0	2	2	0
Science	18.0	3	0	0	22.0	3	0	0	22.0	2	2	0
Social Science	18.0	3	0	0	22.0	3	0	0	22.0	2	2	0

* Number of classes indicates how many classrooms fall into each size category (a range of total students per classroom). At the secondary school level, this information is reported by subject area rather than grade level.

Last updated: 1/25/2018

Academic Counselors and Other Support Staff (School Year 2016-17)

Title	Number of FTE* Assigned to School	Average Number of Students per Academic Counselor
Academic Counselor	0.0	0.0
Counselor (Social/Behavioral or Career Development)	0.0	N/A
Library Media Teacher (Librarian)	0.0	N/A
Library Media Services Staff (Paraprofessional)	0.0	N/A
Psychologist	0.0	N/A
Social Worker	0.0	N/A
Nurse	0.0	N/A
Speech/Language/Hearing Specialist	0.0	N/A
Resource Specialist (non-teaching)	0.0	N/A
Other	0.0	N/A

Note: Cells with N/A values do not require data.

*One Full Time Equivalent (FTE) equals one staff member working full time; one FTE could also represent two staff members who each work 50 percent of full time.

Last updated: 1/29/2018

Expenditures Per Pupil and School Site Teacher Salaries (Fiscal Year 2015-16)

Level	Total Expenditures Per Pupil	Expenditures Per Pupil (Restricted)	Expenditures Per Pupil (Unrestricted)	Average Teacher Salary
School Site	--	--	--	--
District	N/A	N/A	\$7038.0	\$73658.0
Percent Difference – School Site and District	N/A	N/A	9.0%	-24.4%
State	N/A	N/A	\$6574.0	\$79228.0
Percent Difference – School Site and State	N/A	N/A	15.0%	-29.7%

Note: Cells with N/A values do not require data.

Last updated: 2/1/2018

Types of Services Funded (Fiscal Year 2016-17)

OCS students receive a Waldorf Education that includes an innovative, arts-integrated, common-core curriculum.

In addition, students in the grades participate in classes of specialty subjects designed to compliment and deepen the learning of the core academic subjects, as well as the support of flexible brain development. Specialty subjects include world languages, handwork and games/movement in grades 1-8. Students in grades 6-8 participate in a digital literacy program as well as a variety of elective courses of choice, including: percussion, dance, advanced strings, chorus, orchestra, band, photography and newspaper.

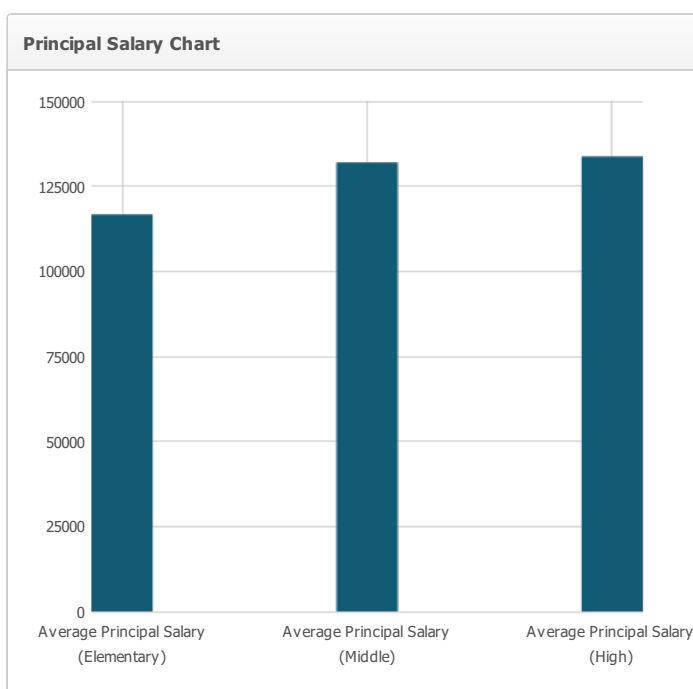
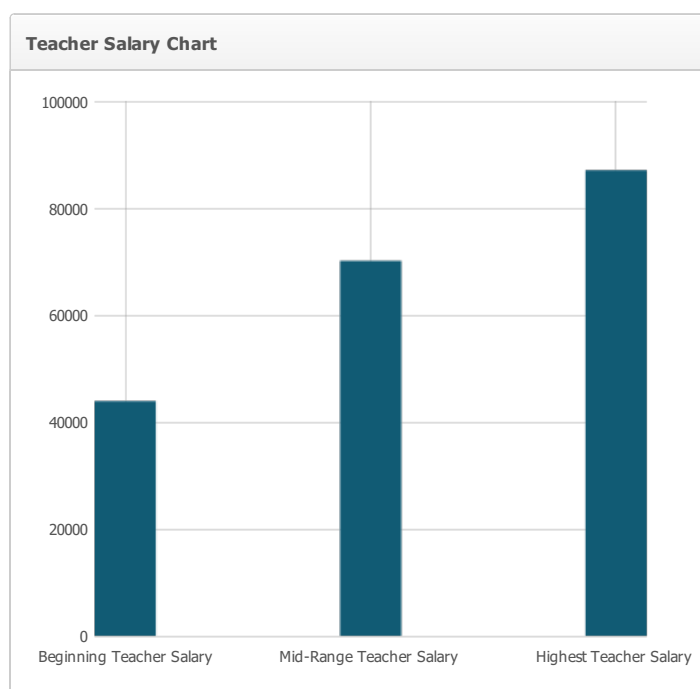
Intervention classes taught by credentialed teachers are held throughout the school day to support students in reading, writing and math.

Last updated: 1/25/2018

Teacher and Administrative Salaries (Fiscal Year 2015-16)

Category	District Amount	State Average For Districts In Same Category
Beginning Teacher Salary	\$43,913	\$47,808
Mid-Range Teacher Salary	\$70,141	\$73,555
Highest Teacher Salary	\$87,085	\$95,850
Average Principal Salary (Elementary)	\$116,684	\$120,448
Average Principal Salary (Middle)	\$131,969	\$125,592
Average Principal Salary (High)	\$133,725	\$138,175
Superintendent Salary	\$350,000	\$264,457
Percent of Budget for Teacher Salaries	32.0%	35.0%
Percent of Budget for Administrative Salaries	5.0%	5.0%

For detailed information on salaries, see the CDE Certificated Salaries & Benefits Web page at <http://www.cde.ca.gov/ds/fd/cs/>.



Last updated: 1/25/2018

Professional Development

OCS faculty meets for professional development for 3 days prior to the start of school, for 2 full days during the school year, and 3 times a month during 2 hour faculty meetings. In addition, teachers attend summer training in Waldorf Education over a 1-3 week period.

Last updated: 1/25/2018