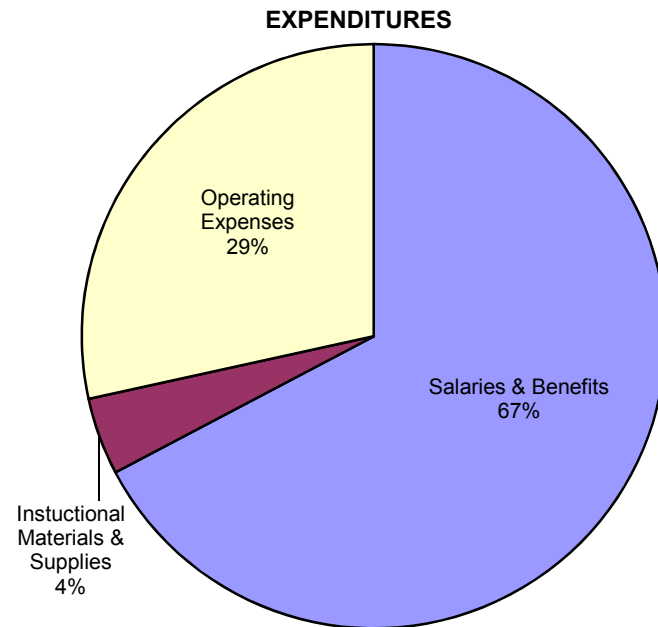
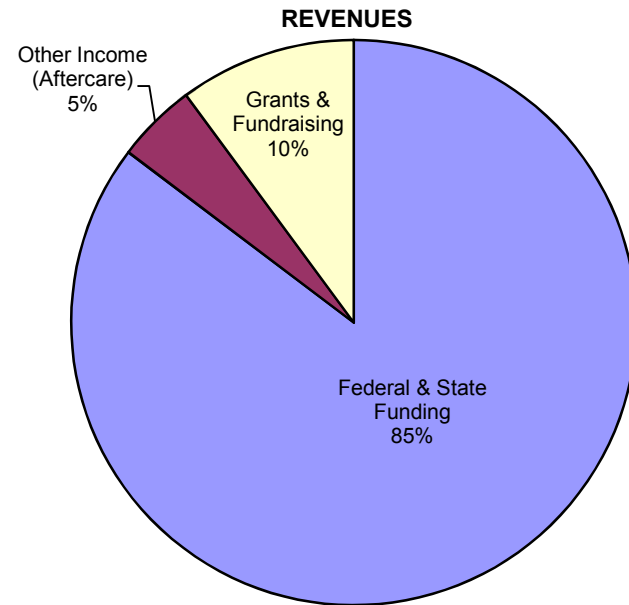


OCEAN CHARTER SCHOOL
2013-14 Budget Projections

| | 13-14 Budget | % of Total Budget |
|---|------------------|-------------------|
| Total Enrollment | 446 | |
| ADA | 425.0 | |
| REVENUE | | |
| Federal & State Funding | 3,328,698 | 85.3% |
| Other Income (Aftercare) | 178,496 | 4.6% |
| Grants & Fundraising | 394,810 | 10.1% |
| TOTAL REVENUE | 3,902,003 | 100.0% |
| EXPENSE | | |
| Salaries & Benefits | 2,602,077 | 66.8% |
| Instuctional Materials & Supplies | 165,399 | 4.2% |
| Operating Expenses (Rent, Utilities, etc.) | 1,099,880 | 28.2% |
| District Oversight | 26,518 | 0.7% |
| TOTAL EXPENSES | 3,893,874 | 100.0% |
| NET OPERATING INCOME (w/o fundraising) | (386,680) | |
| NET INCOME W/ FUNDRAISING | 8,130 | |

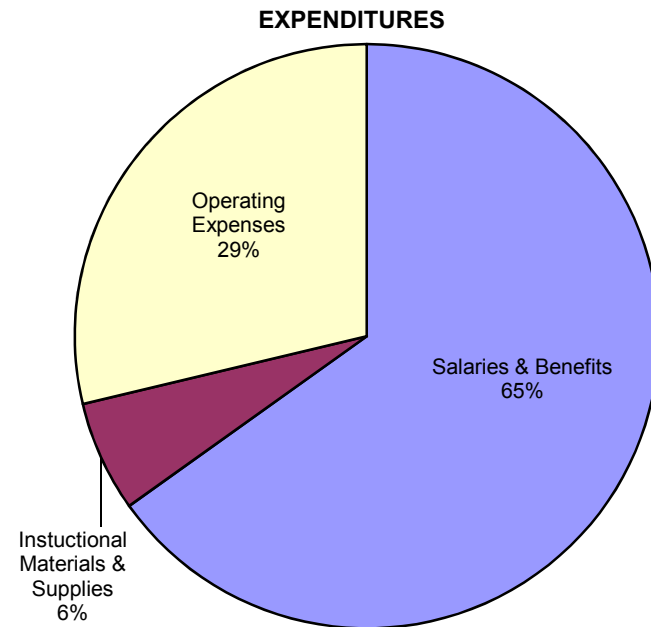
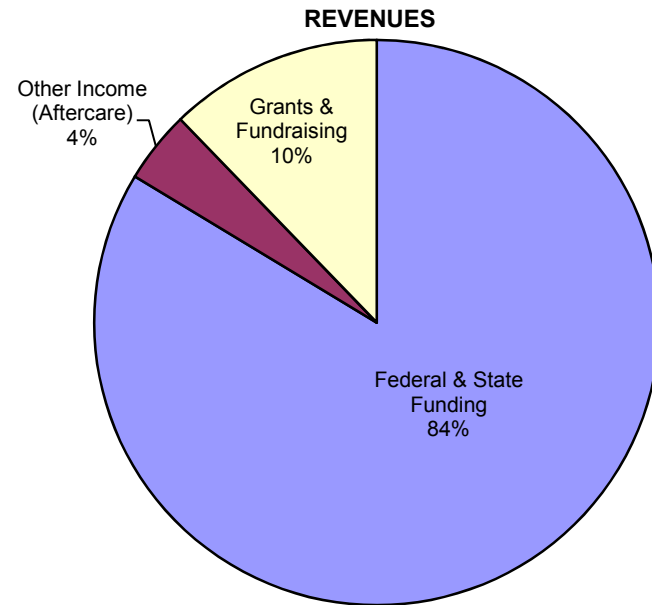
| | |
|---|--------------|
| Per Pupil Revenue | 8,749 |
| Per Pupil Revenue (less fundraising) | 7,864 |
| Per Pupil Expense | 8,731 |



OCEAN CHARTER SCHOOL
2012-13 Profit and Loss Summary

| | 12-13 Actuals | % of Total Budget |
|---|------------------|----------------------|
| Total Enrollment | 428 | |
| ADA | 406.0 | |
| REVENUE | | |
| Federal & State Funding | 2,956,482 | 83.7% |
| Other Income (Aftercare) | 145,580 | 4.1% |
| Grants & Fundraising | 432,166 | 12.2% |
| TOTAL REVENUE | 3,534,227 | 100.0% |
| EXPENSE | | |
| Salaries & Benefits | 2,248,710 | 64.7% |
| Instructional Materials & Supplies | 211,924 | 6.1% |
| Operating Expenses (Rent, Utilities, etc.) | 991,684 | 28.5% |
| District Oversight | 22,717 | 0.7% |
| TOTAL EXPENSES | 3,475,035 | 100.0% |
| NET OPERATING INCOME (w/o fundraising) | (372,974) | |
| NET INCOME W/ FUNDRAISING | 59,192 | |

| | |
|--------------------------------------|-------|
| Per Pupil Revenue | 8,258 |
| Per Pupil Revenue (less fundraising) | 7,248 |
| Per Pupil Expense | 8,119 |



OCEAN CHARTER SCHOOL
2011-12 Profit and Loss Summary

| | 11-12 Actuals | % of Total Budget |
|---|------------------|----------------------|
| Total Enrollment | 430 | |
| ADA | 412.0 | |
| REVENUE | | |
| Federal & State Funding | 3,064,247 | 84.3% |
| Other Income (Aftercare) | 117,387 | 3.2% |
| Grants & Fundraising | 451,987 | 12.4% |
| TOTAL REVENUE | 3,633,621 | 100.0% |
| EXPENSE | | |
| Salaries & Benefits | 2,353,154 | 67.7% |
| Instuctional Materials & Supplies | 81,989 | 2.4% |
| Operating Expenses (Rent, Utilities, etc.) | 1,019,717 | 29.3% |
| District Oversight | 22,858 | 0.7% |
| TOTAL EXPENSES | 3,477,717 | 100.0% |
| NET OPERATING INCOME (w/o fundraising) | (296,083) | |
| NET INCOME W/ FUNDRAISING | 155,904 | |

| | |
|--------------------------------------|-------|
| Per Pupil Revenue | 8,450 |
| Per Pupil Revenue (less fundraising) | 7,399 |
| Per Pupil Expense | 8,088 |

